

PhoneWorld Portable Bluetooth Speaker

Ref. No.570

Features:

1. Built-in Bluetooth wireless transmission, with hands-free call function.
2. Stereo audio transmission protocol (A2DP V1.2).
3. FM radio function, Support FM automatic search station.
4. Support to play songs stored on USB flash drive or MP3, and support TF card.
5. Support all audio input on external 3.5mm terminals
6. Integrated design, double speaker stereo output.
7. The speaker can serve as a phone holder to hold your phone for you to listen to music watch series and movies.

CONFIGURATION & USER MANUAL



Basic Information

- Model:570
- Item: Multi-function wireless speaker
- Wireless version: 5.0
- Charging method: Micro USB
- Net/Gross weight: 680g/775g
- Product size: 236X83X103mm
- Package size: 241X88X108mm

Technical Information

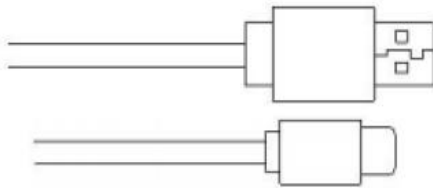
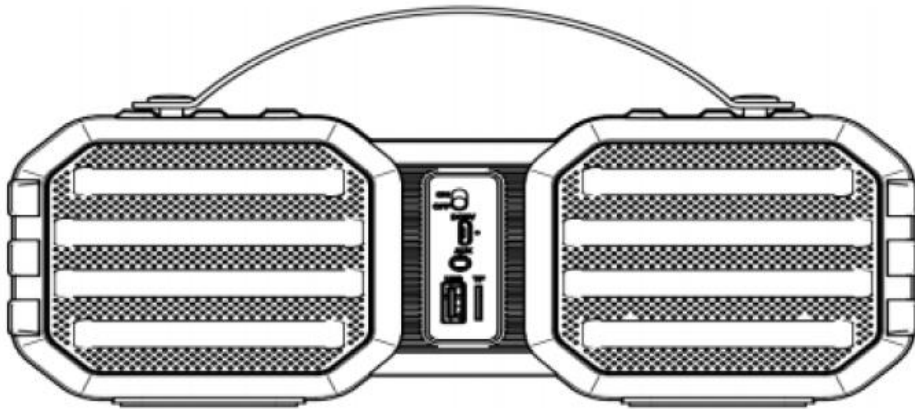
- Audio response: F0~18KHz
- Speaker unit: 2X5W
- Charging time: \approx 3h
- Play time: \geq 6h
- Wireless range: \geq 18m (Open field)
- Charging voltage: 5V/1A
- Battery capacity: 1200mAh

NOTE: CHARGE YOUR UNIT BY CONNECTING WITH YOUR PC VIA USB.

Package List:

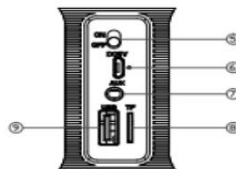
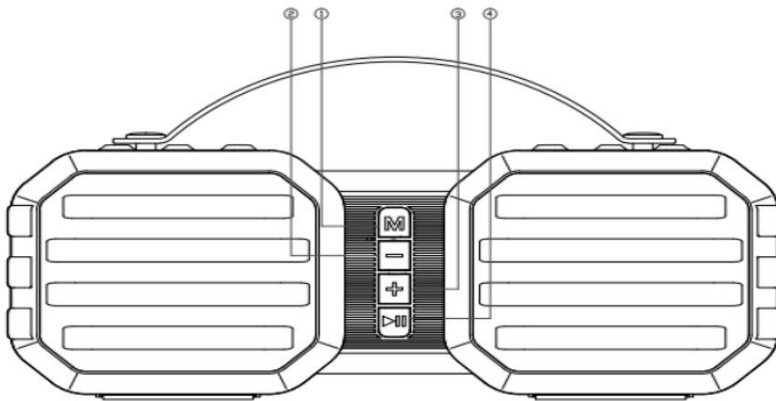
- 1 * Speaker
- 1*Micro USB Charging Cable+1*Audio cable
- 1 *Instruction

1. Speaker accessories



Micro USB Charging Cable

2. Instructions



- ① Mode switching/TWS
- ② [|◀/V-] Volume reduction/Last song
- ③ [V+ / ▶|] Volume increase/ Next song
- ④ Play /Pause/Answer or Reject Phone call/automatic search
- ⑤ Power ON/OFF
- ⑥ Charging port
- ⑦ AUX IN
- ⑧ TF card slot
- ⑨ USB interface

①.Mode Switching /TWS

Short press: BT,FM,TF,U DISK,AUX IN.

Long press:Enter the TWS mode. After the connection is successful, press and hold the M key to disconnect.

②. 【 ⏮/V-】

Short press for last item or last channel, long press for turning down the volume.

③. 【 V+ / ⏭】

Short press for next item or next channel, long press for turning up the volume.

④.Play /Pause/Answer or Reject Phone call/automatic search;

1. Enter music mode, PALY/PAUSE;
2. Answer or Reject Phone call.
3. Long press and hold for 3 seconds to disconnect Bluetooth;
4. Enter FM mode, automatic search.

⑤.Power ON/OFF

⑥.Charging port

⑦.AUX IN

⑧.TF card slot.

⑨.USB interface

3.LED lamp instructions

(1). There is a blue light next to the charging port:

The blue light flashes slowly when Bluetooth is paired;

Bluetooth is connected to the phone, the blue light is always on;

TF.AUX.U disk. FM mode blue light is always on;

Breathing blue light during playback.

(2) . When unit is being charged, red light is on; When unit finished charging, red light is off.

4. Bluetooth pairing

(1) After turning on the Bluetooth speaker, the blue indicator flashes, wait for the Bluetooth device to connect

(2) Turn on the Bluetooth function of the Bluetooth device, search for "570", select and connect.

5. TF/AUX audio / U disk / FM mode

(1) Bluetooth speakers support reading maximum TF card 64GB.

(2) Insert the TF card into the slot, identify the audio file and play it automatically.

(3) Connect the audio device of any 3.5mm Jack to play in AUX audio mode.

(4) Insert the U disk into the USB port and automatically play the audio file on the U disk.

(5) If the phone Bluetooth is connected to the 570 speaker, press the M button to switch to any mode, switch to FM mode and press the pause button to automatically search.

6. TWS Bluetooth pairing

(1) Turn on two speakers with the same Bluetooth name (if you have a Bluetooth connection, you need to disconnect the speaker from the Bluetooth device first).

(2) Then take out one of the long press M key, and there is a prompt tone, that is, to enter the matching module.

(3) After entering the pairing successfully, there is a prompt tone, then the host blue light flashes, and the auxiliary machine blue light is always on.

(4) At this time, turn on the Bluetooth function of the Bluetooth device (mobile phone), it will search for a Bluetooth device name 570 and connect.

(5) You can enjoy the wireless stereo sound effect by playing music.